

Welcome to Year 1



Class teachers:

1 Cherry- Miss Crampton

1 Fir- Miss Melville

Teaching Assistants Year 1:


Miss Grant- Cherry Class (Whole class)

Mrs Bradley- Fir Class (Whole class)

Ms Y and Mrs Pilot- once a week

Mrs Leventaki - Shared across Year 1

Weekly routines



Cherry Class

Miss Crampton has PPA time on Thursday afternoon.

Fir Class


Miss Melville has PPA time on Wednesday and Thursday afternoon.

We are in school-just not in class.

PE days are Tuesday AM (indoor) and Thursday PM (outdoor)

After October half term, PE days will be on Wednesday (indoor) and Thursday (outdoor).

Our learning certainties



**Enthusiastic - Responsive - Flexible - Resourceful -
Inclusive - Resilient - Focused - Independent -
Determined - Motivated - Imaginative - Confident**

Learning



Autumn term - transition from Reception

- focus group work
- carousal activities

Autumn term/Spring term progression






- 4 activities, 1 focus group
- developing independent learning
- building on concentration

Summer term - preparation for Year 2

- timetable becomes more formal with whole class teaching

Marking Code

Our marking code KS1

C	Capital Letter
	Full stop
	Finger space here
sp	I need to check my spelling mistake
● — ●	This is the correct spelling - look at the sound buttons
?	I need to think about this
	This work is <i>good</i>
	This work is really <i>good</i>
	I need to smile as this is very good work

Assessment



- Assessment is against the learning objectives of the new curriculum. - KPI's (*key performance indicators*) appropriate to age expectations
- Attainment will be described on a 6 point scale as working:

below age expected at age expected above age expected





- Assessment is on going throughout the year
- Progress will be discussed at parent teacher meetings
- There are also changes to the content of KS1 and KS2 SATS

How and what we learn...



We learn using carousel for English and Maths.





Look at what we are doing each half term by visiting our website.

www.queens.richmond.sch.uk

Trips



Volunteers **must be DBS** checked and have signed to confirm you have completed safeguarding online.

Autumn term:

Walk around Kew


Spring term:

V&A Museum of Childhood

Summer term:

Kew Gardens

Groups



- Flower groups
- Guided reading groups
- Targets

Reading



Reading at school-

- Books are ***changed daily*** as children finish their book.
- Children are encouraged to choose their own books.
- The reading scheme- colours

Reading with teacher -once a fortnight

Guided group reading- Summer term every day, with either the class teacher or teaching assistant.

Reading at home- every night, little and often

- Reading, talking, questioning, sharing

Reading diaries- please write a comment or sign the diary (white reading record and phonics log)

Maths



0+0	1+0	2+0	3+0	4+0	5+0	6+0	7+0	8+0	9+0	10+0
0+1	1+1	2+1	3+1	4+1	5+1	6+1	7+1	8+1	9+1	10+1
0+2	1+2	2+2	3+2	4+2	5+2	6+2	7+2	8+2	9+2	10+2
0+3	1+3	2+3	3+3	4+3	5+3	6+3	7+3	8+3	9+3	10+3
0+4	1+4	2+4	3+4	4+4	5+4	6+4	7+4	8+4	9+4	10+4
0+5	1+5	2+5	3+5	4+5	5+5	6+5	7+5	8+5	9+5	10+5
0+6	1+6	2+6	3+6	4+6	5+6	6+6	7+6	8+6	9+6	10+6
0+7	1+7	2+7	3+7	4+7	5+7	6+7	7+7	8+7	9+7	10+7
0+8	1+8	2+8	3+8	4+8	5+8	6+8	7+8	8+8	9+8	10+8
0+9	1+9	2+9	3+9	4+9	5+9	6+9	7+9	8+9	9+9	10+9
0+10	1+10	2+10	3+10	4+10	5+10	6+10	7+10	8+10	9+10	10+10

Becoming fluent in Maths:

- Maths interventions will take place for all children.
- Each child will be given a grid to bring home and work with you.
- The grid is taught in a specific way and a letter will accompany it.
- The grid will allow children to demonstrate fluency in both addition and subtraction.

Phonics



- Phonics is taught daily
- **Autumn term-** revision and application of Phase 3 and 4
- **Spring and Summer term-** Phase 5- alternative sounds
- **Summer term-** Government Phonics Assessment
- Encourage children to use their knowledge of phonics when reading and writing- phonic fingers and sound buttons.
- Recognition of tricky words -
to me my he she the want etc.

The screening involves all phase 3 and 5 sounds plus phase 4 application.

Phase 3 Sounds

j	v	w	x	y	z	zz	qu	ch
sh	th	ng	ai	ee	igh	oa	oo	oo
ar	or	ur	ow	oi	ear	air	ure	er

tox

bim

vap

ulf

Phase 5 Sounds

ay	ou	ie	ea	oy	ir	ue	aw	wh
ph	ew	oe	au	ey	a_e	e_e		
		i_e	o_e	u_e				

gl	br	tr	sp	fl	gr	st	bl	cr
glue	bread	truck	spill	flower	green	star	block	cry
glove	brown	tree	spot	fly	grass	store	black	crown

fr	sw	sn	cl	dr	sk	sl	pr	pl
fruit	swing	snow	clock	drink	skunk	sled	press	plum
frog	swim	snail	cloud	dress	sky	sleep	prize	plate


spr	str	thr	scr	spl	squ
spring	stray	thread	screen	splash	square
sprain	stripe	thrill	scrub	split	squid

Homework



- **Autumn term:** Handwriting-correct letter and number formation-encourage cursive script
- **Spring and Summer term:**
- **Our sentence to read is :**
- The church was shut and the shop was chilly.
- **Our weekly words to read and spell are:**
- shut hush shelf chop such
- **Our challenge words are:**
- church shape chocolate
- **Our tricky words are:**
- I me my
- **Speaking and Listening H/W:**
- We have been on a trip to the village this week. Please can you talk to your child about what they saw including landmarks in the village? Use propositional words such as next to, opposite, in front of etc.
- **Maths:**
- During the first half term we have been learning all about numbers - focusing on place value. We have been asking questions such as what number is bigger than 21 but smaller than 23? We have been using the following vocabulary – *tens, ones, bigger than, smaller than, teen numbers*. Using your Mathletics login, see what challenges we have set you (please don't worry about completing everything – every little helps!)

Collective Worship



Monday - Whole school

Tuesday – Singing worship

Wednesday – Collective worship with the Vicars

Thursday – Birthday bells at 11am

Friday – Celebration/Queen's Shield assembly

Being ready for school...



Start of the day

- A positive start ...
- Registration is at 8:50am


End of the day

- Late collection- 3.30pm to the office - 3.35pm to Kew Kids

General school rules

- Hair must be tied back
- No nail polish
- Correct PE kit in school with outdoor shoes (Tuesday/Thursday)
- Please name everything.
- School ruck sacks or book bag- no danglies please.
- Healthy eating- snacks in containers or reusable plastic bags. Please don't send snack and water bottles in lunch boxes.
- Birthday treats

Rewards and Sanctions



- **Rewards:**

- Queen's Shield
- Good work bag

- **Sanctions:**

- Warning
- Yellow card
- Timeout
- Red card

School website



www.queens.richmond.sch.uk

- Diary dates & calendar
- Fortnightly newsletters
- Key documents
 - Policies
 - Forms (uniform, leave of absence)
- Useful links

Online Safety



We take E-Safety very seriously at The Queen's School

Not all children will recognise the term "E-Safety" but they will be able to talk about safety online

Online safety is routinely referred to in computing lessons (and lessons where technology is used)

We use professional resources to inform children, staff and parents

We are professionals and E-Safety is part of our safeguarding responsibilities

Our systems are strictly monitored and controlled

We are constantly striving to keep abreast of new developments in technology that could affect our children

Online Safety



You can find our online safety resources on the school website under:
About Us / Safeguarding / Online Safety

<http://www.queens.richmond.sch.uk/page/?title=Online+Safety+Resources&pid=412>

General Guidelines

- Talk to your children about their online activity
- Share what you do as a family online
- Encourage an open environment about online behaviour
- Restrict screen time on devices (tablet, laptop, mobile phone) before bedtime
- Don't allow devices to be kept in bedroom overnight
- Have a set of rules about what can be
- Find things to do together online (games, homework research, holiday planning, etc.)

Don't Panic!

The internet is a fantastic resource for your children – just think about how they use it

How can I help at home?

- Reading daily – talking about the story
- Tricky word finding
- Following 2 and 3 step instructions
- Digraph and trigraph spotting
- Sharing stories
- Correct formation of letters and numbers
- Being fluent in adding and subtracting using the fluency grid
- Counting - forwards and backwards
- Using and recognising money