

Welcome to Year 2



Class teachers:

Maple – Mrs Corpetti (Mon/Tue) and Mrs Demir (Wed–Fri)

Oak – Miss Metla

Teaching Assistant Year 2:

Maple/Oak – Mrs Leventaki – Mon – Fri

Hello from the teachers



Mrs Corpetti



Mrs Demir



Miss Metla



Hello from the teachers



We are very much enjoying getting to know our classes. Thank you for your patience at drop off and pick up as we re-adjust to a new year.

We are always available to chat to you and answer your questions so please do not hesitate to make contact with us directly at the school gate or via info@queens.Richmond.sch.uk.

Going forward, we will upload a weekly communication to google classroom saved under the Classwork tab informing you of learning and additional activities, plus any reminders for the week ahead. We will also send adhoc information via your reps.

We are hoping we can still organise some educational visits and will keep you informed of progress here.

Many thanks and we look forward to a wonderful year 2.

Best wishes, Mrs Corpetti, Mrs Demir and Miss Metla

Our Aims:



The Queen's school encourages every child to reach their full potential, nurtured and supported in a Christian community, which lives by the values of love, compassion and respect.

We aim to provide a safe, caring, happy and stimulating environment in which the children will:

- consolidate the work and attitudes previously learned
- develop a more independent approach to their schooling
- prepare themselves for the increased demands of KS2

Our school day

- Year 2 start at 8.40 am and finish at 3.20pm
- Playtime: 10.30 – 10.45am
- Lunch: 12.00 – 1.00pm

	Morning Drop-off		Afternoon Pick-Up	
EYFS	8.40 – 8.50	Gate A (by the PSA shed)	3.15	Gate A (by the PSA shed)
Y1	8.40 – 8.50	Gate B (Hall entrance used by Breakfast Club)	3.15	Gate B (Hall entrance used by Breakfast Club)
Y2	8.40 – 8.50	Gate C (by the main school office)	3.15	Gate C (by the main school office)
Y3	8.40 – 8.50	Gate D (by the car park)	3.15	Gate D (by the car park)
Y4	8.40 – 8.50	Gate D (by the car park)	3.25	Gate C (by the main school office)
Y5	8.40 – 8.50	Gate D (by the car park)	3.25	Gate D (by the car park)
Y6	8.40 – 8.50	Gate D (by the car park)	3.25	Gate D (by the car park)

Please let the class teacher know about alternative pick up arrangements at the gate in the morning. Please email the office if there are any changes in the day.

Virtual Collective worships

Monday – KS1 - Vicar

Tuesday – Hymn practise KS1

Wednesday- KS1 - Co-Heads

Thursday – KS1 lead by teachers

Friday – Key stage Celebration

Keeping safe at School

We teach children to follow good hygiene in the toilets by:

- Closing the lid before flushing the toilet.
- Ensuring toilet paper goes in the toilet.
- Washing hands with soap (for 20 seconds) after using the toilet and drying hands thoroughly.



We teach children to follow good hygiene by:

- Promoting 'catch it, bin it, kill it' – use swing topped bin to dispose of any tissues.
- Ensure children cough or sneeze into their elbow crease – cover your mouth.
- Avoid touching your nose, mouth or eyes.

We observe social distancing and regularly clean surfaces.



- Wash your hands regularly during the day, especially:



- Before eating, and drinking
- Before and after playtimes
- After using the toilets

Ready for learning...




General school rules

- Hair must be tied back.
- No nail polish.
- Please name everything.
- School ruck sacks or book bag- no danglies please.
- Healthy eating- snacks in containers or reusable plastic bags.
- Drinks bottles in school every day.
- Birthdays - a book for the class, no treats to share in school please.

Uniform:

- Children to wear **PE kit** to school **on their PE days – Monday and Thursday.**
- Wear non-marking trainers/suitable footwear for PE.
- Trainers can be left in lockers ready for clubs etc.

Ready for learning...



Resources:

Please bring in a small bag i.e. school book bag/rucksack:

Reading book and reading record


Lunch box, named (if having a packed lunch) & water bottle (named)

NO pencil cases (children will be given a clear wallet for their stationery)

KS1 will have class resources, allocated to small groups for their sole use

KS2 ONLY - a pen (if used)






Our Learning Certainties



**Enthusiastic - Responsive - Flexible - Resourceful -
Inclusive - Resilient - Focused - Independent -
Determined - Motivated - Imaginative - Confident**

Editing Code

Our editing code KS1

C	Capital Letter
	Full stop
	Finger space here
sp	I need to check my spelling mistake
• — •	This is the correct spelling - look at the sound buttons
?	I need to think about this
	This work is <i>good</i>
	This work is really <i>good</i>
	I need to smile as this is very good work

Assessment




- Assessment is against the learning objectives of the new curriculum: KPI's (*key performance indicators*) appropriate to age expectations
- Attainment will be described on a 6 point scale as working:

below age expected		at age expected		above age expected	
b	<u>b+</u>	W	<u>W+</u>	Secure	S+

- Assessment is ongoing throughout the year
- Progress will be discussed at parent teacher consultations

SATS and Assessment



- Ongoing assessment
- SATS in May – meeting in summer term

Google classroom



Google Classroom will remain in use for homework and projects and there will still be general learning suggestions and links to BBC Bitesize and Oak Academy learning.

Please retain your child's login details, as they will need these to access their Google Classroom.

Homework will also be set and uploaded onto google classroom and will start from week beginning 27/09/21.

Online Safety



We take e-safety very seriously at Queen's.

Not all children will recognise the term “e-safety” but they will be able to talk about safety online.

Online safety is routinely referred to in computing lessons (and lessons where technology is used).

We use professional resources to inform children, staff and parents.

We are professionals and e-safety is part of our safeguarding responsibilities.

Our systems are strictly monitored and controlled.

We are constantly striving to keep abreast of new developments in technology that could affect our children.

Online Safety



You can find our online safety resources on the school website under:

About Us / Safeguarding / Online Safety

<http://www.queens.richmond.sch.uk/page/?title=Online+Safety+Resources&pid=412>

General Guidelines

- Talk to your children about their online activity
- Share what you do as a family online
- Encourage an open environment about online behaviour
- Restrict screen time on devices (tablet, laptop, mobile phone) before bedtime
- Don't allow devices to be kept in bedrooms overnight
- Have a set of rules about what can be used/accessed
- Find things to do together online (games, homework research, holiday planning, etc.)

Curriculum



Information for all curriculum areas is on our website.
This is an outline of the Year 2 topics.

The Queen's C of E Primary School - Long term Planning

Year Group: 2

	<u>Autumn 1</u>	<u>Autumn 2</u>	<u>Spring 1</u>	<u>Spring 2</u>	<u>Summer 1</u>	<u>Summer 2</u>
Learning Certainty	Enthusiastic Dedicated	Motivated Focused	Imaginative Determined	Flexible Responsive		Independent Confident
Educational Visits & Visitors (Subject to change / COVID assessment)		Southwark Cathedral Kew Village	Florence Nightingale Workshop	Kew Archives – Fire of London	Workshop – Seaside Past	
English	Katie Morag	Lighthouse Keeper Mog's Christmas Calamity	Traction Man Ten things I can do to help my world	Lila and the Secret of Rain Beegu	Kid Normal House Held up by Trees	Something Fishy Poetry – the seaside
Mathematics	Number, place value and rounding. Measurement, statistics, addition and subtraction	Geometry: properties of shape Geometry: position and direction Number and place value Measurement Statistics Addition and subtraction	Number and place value Multiplication and division Statistics Measurement	Number and place value Measurement Addition and Subtraction Statistics Geometry: properties of shape Geometry: position and direction	Number and place value Measurement Statistics Addition and Subtraction	Number and place value Multiplication and division Fractions Measurement Geometry: properties of shape Geometry: position and direction
Science	Animals including humans	Uses of everyday materials	Animals including humans	Plants	Living things and their habitats	Living things and their habitats
Religious Education	Why are they having a Jewish party?	Where is the light of Christmas?	Parables of Jesus	10 Commandments Easter symbols and understanding true meaning of Easter.	What does it mean to be a Sikh?	Baptism and Marriage
Art & Design and Design & Technology	Joseph's Coat (D&T)	Picture This (Art)	Can buildings speak? (D&T)	Moving Vehicles (Art)	Puppets (D&T)	Mother nature, designer (Art)
Computing	Writing stories		Creating pictures		Finding information	
History and Geography	Island Home		Florence Nightingale	Great Fire of London	Seaside holiday – past and present	
Music	Singing and recorders	Singing and recorders percussion nativity	Singing and recorders percussion	Singing and recorders percussion	Singing and recorders percussion	Singing and recorders percussion composition
Physical Education	Stability – gym 2a Striking and fielding	Stability – dance 2a Dance Animals LCP (Yr2 Units 1 & 2) Invasion games	Stability – gym 2b Invasion games	Stability – gym 2c Net games	Stability – dance 2b Dance At the Seaside LCP (Units 1 & 2) Athletics	Stability – dance 2c Net games
Citizenship	Being me in my world	Celebrating difference	Dreams and goals	Healthy me	Relationships	Changing me

Reading



Reading in school –

- Children will be able to change their books regularly in school during the week. Reading records can come home each day for you to update your reading with your child.
- **Reading with teacher** – once a fortnight one to one; once a week in a guided reading group.
- **Reading at home** – every night, little and often. Please update the reading record.
- Reading, talking, questioning, sharing

Maths




0+0	1+0	2+0	3+0	4+0	5+0	6+0	7+0	8+0	9+0	10+0
0+1	1+1	2+1	3+1	4+1	5+1	6+1	7+1	8+1	9+1	10+1
0+2	1+2	2+2	3+2	4+2	5+2	6+2	7+2	8+2	9+2	10+2
0+3	1+3	2+3	3+3	4+3	5+3	6+3	7+3	8+3	9+3	10+3
0+4	1+4	2+4	3+4	4+4	5+4	6+4	7+4	8+4	9+4	10+4
0+5	1+5	2+5	3+5	4+5	5+5	6+5	7+5	8+5	9+5	10+5
0+6	1+6	2+6	3+6	4+6	5+6	6+6	7+6	8+6	9+6	10+6
0+7	1+7	2+7	3+7	4+7	5+7	6+7	7+7	8+7	9+7	10+7
0+8	1+8	2+8	3+8	4+8	5+8	6+8	7+8	8+8	9+8	10+8
0+9	1+9	2+9	3+9	4+9	5+9	6+9	7+9	8+9	9+9	10+9
0+10	1+10	2+10	3+10	4+10	5+10	6+10	7+10	8+10	9+10	10+10

Becoming fluent in Maths:

- Over the course of the year we will be practising our fluency.
- Please have a look at this chart with your child and have fun practising at home over the year.
- The grid will allow children to demonstrate fluency in both addition and subtraction.

Behaviour Ladder



I am demonstrating the school values

I am following the golden rules and my classroom rules

I am proud of my behaviour

Reminder of expected behaviour

I have a choice, this is a chance to change my behaviour.

I need to change my behaviour

I will have a conversation with an adult.

I still need to change my behaviour

What can I do differently?

What do I need help with?

My behaviour does not meet expectations

I will miss some of playtime and reflect on what I could do differently.

I may need to see the Headteacher.

(sanctions / reparation / other / parent contact)

Behaviour Ladder



Children are encouraged to take responsibility for their actions and their learning.

Our behaviour ladder is there to remind them of the choices they need to make to be reflective learners.

Rewards

Dojo's awarded in class

The Queen's Shield

Good learning bag



School website




www.queens.richmond.sch.uk

Our website is regularly updated, please reference it for:

- Diary dates and school calendar
- Fortnightly newsletters
- Curriculum information
- Key documents
 - Policies
 - Forms (uniform, leave of absence)
 - Updated information about COVID19

[Home](#) [About Us](#) [School Life](#) [Our Community](#) [For Parents](#) [Contact Us](#)

 **School Arrangements for September** We're thrilled to be welcoming all children back to school on Monday September 7.

Any questions?



If you have any general questions about this year group please add them to our Year Two Curriculum Questions google document.

We will then have a Questions and Answers session on 20th September details to follow.

If you have any questions specifically about your child, please see your class teacher at pick up or drop off.

Alternatively you can make an appointment by calling the school office 020 8940 3580 or email info@queens.richmond.sch.uk